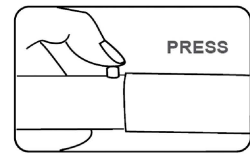
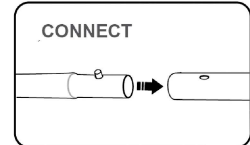
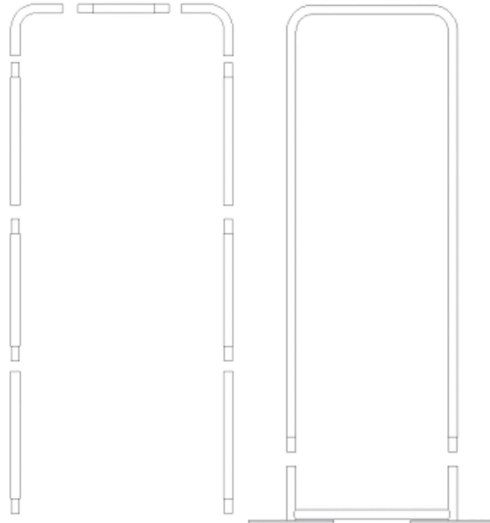




Follow the label instructions to assemble the frame



If can't snap when dismantle the frame,Pls push the tube forwardly, then push again. Attach graphic on the frame, then tighten the screws..



Ladder lights face towards the printed side of graphic

Note: The supplied Diffuser Fabric should be installed onto frame prior to the graphic for best results.